

CONTI+ lino

Sustainable | Hygienic | Safe | Smart



Solution oriented

Expert support at all times

CONTI+ property service

Our in-house property consultants offer trade partners, engineers and architects rapid and expert support with project planning.

CONTI+ sales support

We are happy to arrange a meeting with you in person to discuss your projects and requirements.

CONTI+ online support

Looking for information fast? We have a wide range of online services. At www.conti.plus you will find technical information, tender documentation, images and much more.

CONTI+ customer service

Our highly trained employees are on hand to provide you with emergency support 24 hours a day, 365 days a year.

Tailor-made service packages:

- Instruction and training on site for smooth commissioning
- On-site consulting for refurbishment, renovation, modernisation and conversion
- Maintenance service including maintenance contracts to ensure lasting performance
- Hygiene service for installing and commissioning a CONTI+ dosing system if a drinking water system is contaminated
- Carrying out redox measurements according to the specifications of the system user
- CONTI+ drinking water hygiene test to ensure drinking water quality



CONCEPTS & SOLUTIONS

Public, semi-public, commercial and medical facilities

The CONTI+ range of faucets is comprehensive, so we can offer our customers the perfect solution and equipment for any project. Our development team in Germany and Switzerland works continuously on new products to enable us to handle our customers' highly diverse requirements – whatever the country, nationality and project.

Faucets in public, semi-public, commercial and medical facilities are subject to extensive and complex demands.

In most cases, they need to meet industry-specific hygiene, safety and ergonomic standards. Drinking water ordinances, workplace directives and accident prevention regulations play a key role in this.

National and international regulations for healthcare facilities such as hospitals, teaching hospitals, retirement homes and nursing homes are particularly strict, as are the requirements for food processing

establishments such as hospitality services, hotels and food outlets. Requirements in public buildings such as railway stations, airports, motorway service stations and sports facilities are also extremely stringent.

Economic efficiency, sustainability, protection against vandalism and easy, rapid cleaning are further crucial factors when it comes to choosing the right faucet for any facility. Other factors include important functions for safe use of the products, such as the possibility of reducing flow rates, automatic rinsing programmes and thermal disinfection.



Water saving

Water consumption reduced by up to 70 %

Single-lever mixer



0 % saving

Automatic shut-off faucet



up to 55 % saving

Electronic washbasin faucet



up to 70 % saving

CONTI+ VALUES

Impressive benefits

Water savings: Up to 70 % water saving through automatic start and stop function and flow rate limiting

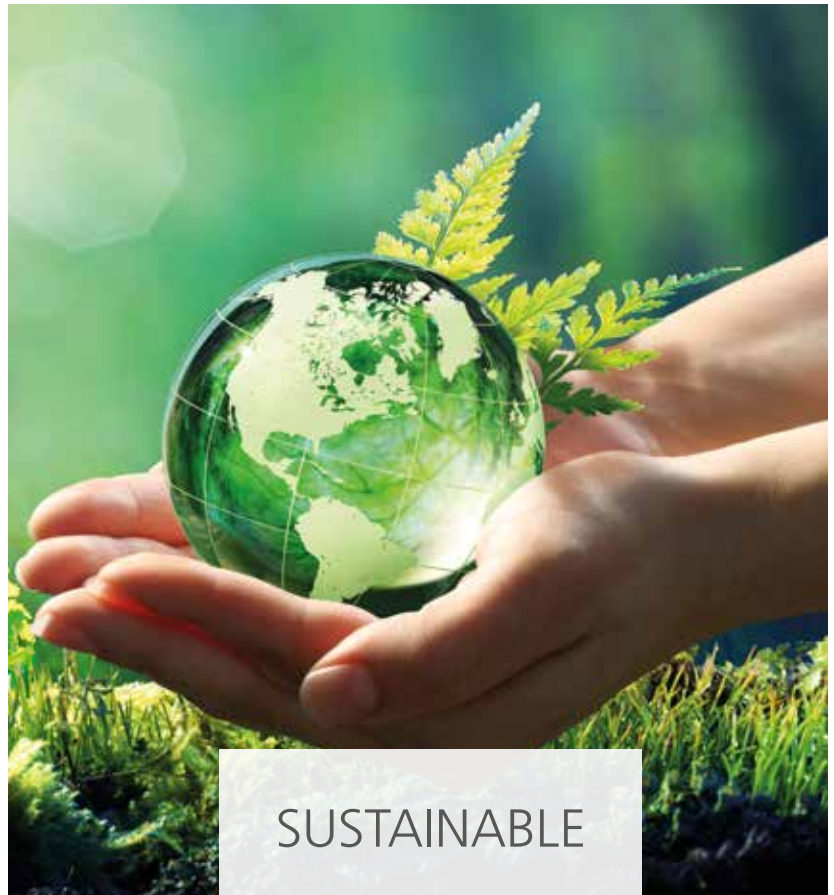
Energy savings: Extend the battery life up to 8 years through solar and water energy. Thermostatic control, energy-minimised electronics and hydraulics thanks to smart algorithms

Materials: Stainless steel without coating, low nickel/lead content, plastics (recyclable), environmentally compatible disinfectants

Cost savings: Low maintenance, lower water and energy costs, short installation times, low overall lifecycle costs

Environmentally friendly: pH neutral, purely mineral, biodegradable disinfectants, reduced battery consumption

Environmental certificates: e.g. LEED, BREEAM



SUSTAINABLE

Safe water quality: Approved materials, sanitary rinse, thermal disinfection, stagnation prevention

Vandal-proof: Robust materials, special design, integrated components

Functional and safe to use: Proven technology & components

Futureproof: In-house customer service, reliable availability of spare parts

Quality: 100 % tested with hygienic waterless (pneumatic) test including functional test, spare parts warranty

Certificates: E.g. DVGW, WRAS, WaterMark



SAFE

CONTI+ VALUES

Impressive benefits



HYGIENIC

Touch-free operation: No contamination, no spread of germs, user friendly, can be reliably integrated into the CONTI+ CNX water management system

Monitored control: Possible with CONTI+ CNX water management system and the CONTI+ Service APP

Thermal disinfection: Can be centrally controlled and logged via the CONTI+ CNX water management system – safe, reliable and documented

Sanitary rinse: Can be centrally controlled and logged via the CONTI+ CNX water management system – adjustable rinse duration and interval

CONTI+ Service APP: Direct, wireless access to every faucet which has a ServiceBox; reliable control and monitoring of hygiene measures



SMART

Innovative technology: Sophisticated infrared technology for touch-free, reliable operation, unique in-house valve technology, state of the art networking, smart algorithms and intuitive user interface

CONTI+ CNX water management system: Intelligent water management for central control and monitoring of hygiene measures

Simple installation: Quick installation and commissioning, possibility of intuitive networking with the CONTI+ CNX water management system

Straightforward maintenance: Easy access for maintenance

Know-how: In-house development departments in Germany, Switzerland and Austria with specially trained engineers



RELIABLE & INNOVATIVE

CONTI+ lino products

CONTI+ lino is a complete faucet series in an attractive, uniform design with various versions, colours and materials. Our customers can choose from a wide range of products that allow solution oriented projects.

- Compliance with hygiene standards with the comprehensive CONTI+ hygiene concept – preventive in planning, ongoing during operation or in acute cases
- Water and energy savings (reduced operating costs)
- Available in electronic and mechanical versions, and in different colours and materials
- Fail-safe, low water hammer CONTI+ ROBUST solenoid valve technology
- Safe, quick and easy installation
- Fast and simple cleaning
- Robust shapes and materials
- Vandal-proof workmanship
- Depending on the version, possibility of integration in the smart CNX water management system
- Fulfils all requirements for large scale projects
- Large selection with over 60 different models
- Easy and intuitive operation
- Reduced stocking of spares thanks to identical parts (in the faucets)
- Spare parts available for many years



Smart

CONTI+ lino: can be networked with CNX



CONTI+ lino (electronic) and the CNX water management system – the CONTI+ systematic approach



CNX water management system
Possibility of integration into the CONTI+ CNX water management system – easily and intuitively. Essential rinsing is automated and documented. Analysis and adjustment of all the operating data and functions are stored within the faucet.

Depending on the model, up to 150 CONTI+ faucets can be integrated into the CONTI+ CNX water management system, which is intuitive to operate and meets even the most demanding hygiene requirements. The user friendly interval or calendar functions present an easy way to automate and efficiently document essential rinsing.

What's more, the CNX offers a wide range of additional operating and safety functions – for example the ability to program operating times for thermal disinfection and to set operating or cleaning stops. All operations and actions as well as any error messages are securely documented and managed.

Faucets can be programmed individually or in faucet groups for maximum efficiency. This can be achieved easily and intuitively by dragging and dropping tiles within the system.



Finishes and colour variations *

For an aesthetically pleasing washroom with an individual touch, the new CONTI+ lino colour variations offer an inspiring choice.



Brushed chrome



Brushed nickel



Polished brass

* Delivery date on request

Touch-free

Over 50 electronic variations

Electronic faucets offer the best possible user experience with high safety and hygiene standards. Touch-free operation minimises the risk of germ transmission.

Other benefits include versatile programmes such as the fully automatic, demand-dependent sanitary rinse, with adjustable rinse duration and interval. The main application areas of electronically controlled faucets are highly frequented washrooms, but the products are also used in food processing establishments, where special hygiene requirements also apply, as they do in:

- Railway stations
- Airports
- Traffic & motorway service stations
- Sports facilities & stadiums
- Swimming & leisure facilities
- Training facilities
- Public institutions
- Camping sites & holiday resorts
- Industrial facilities
- Medical facilities

Electronic washbasin models / with IR sensor

The CONTI+ lino with IR sensor is available in four versions, with or without temperature control and/or drain assembly and is available in chrome and other finishes. Every model is ready for data exchange via Bluetooth or cable connection, with the possibility of upgrade for the CONTI+ Service APP.

Non-pressurised washbasin models

Touch-free, electronically controlled washbasin faucets for open vented hot water heaters. Modular monobloc without base, robust, chrome plated brass body, infrared sensor, fail-safe 6 V/DC CONTI+ ROBUST solenoid valve, cold water connection for decentralised water heating (hot water tank).

Solar washbasin models



A battery life of up to 8 years thanks to the optional solar module which can also harness energy from artificial light sources. Ideal for use in semi-public settings.

Control of hygiene measures via the CONTI+ CNX water management system is a particularly innovative solution, since it meets the requirements of the Drinking Water Ordinance to the highest standard. The user friendly interval or calendar functions present a reliable way to perform and document essential rinsing.



L10 / L20 / L30
with /without solar
with /without drain assembly
with /without temperature control
with Click or Click-Plus
Projection: 110 mm
Spout height: 85 mm



Water saving

- Up to 70 % due to touch-free operation
- Water only runs when needed



Sanitary rinse

- 12 / 24 hr interval can be activated, fully automatic sanitary rinse, further intervals can be set via the Service Monitor or Service APP
- Adjustable rinse duration and interval
- Required start time can be adjusted via the CNX water management system



Hygienic operation

- Reliable, touch-free operation
- Water flows consistently, triggered by IR sensor at the spout
- Programmable temperature (removable temperature-adjusting lever)

Individual

Diverse range of models

Washbasin faucet with electronic automatic shut-off function

With the robust and efficient CONTI+ tipolino, lightly touching the electronic start/stop button is all it takes to start the water flow. It is stopped by tapping the button again. If the water flow is not stopped manually, the time-controlled faucet turns off automatically after a predefined time. In combination with the integrated economy aerator, considerable water savings are possible. The adjustable hot water lock ensures user safety, and the sanitary rinse can be triggered at 12, 24 or 48-hour intervals. Other intervals can be set via the Service Monitor or Service APP.



L15P / L25P
with / without
temperature control
Projection: 110 mm
Spout height: 85 mm

Wall mounted faucets for washbasins and wash troughs

The CONTI+ lino flush mounted wall faucets take functionality and design to a new level and are also particularly hygienic thanks to touch-free operation. The CONTI+ lino surface mounted wall faucets are reliable partners in large kitchens and food processing businesses, for example. The faucets feature particularly robust design and hygiene functions.

WV20 / WV10 (flush mounted)
with IR sensor
with / without
temperature control
Projection: 120/170/220 mm,
chrome plated



W45 / W35 (surface mounted)
with IR sensor
with thermostat
Projection: 200/260 mm,
chrome plated



NEW

Safe

Anti-scalding protection & thermal disinfection

Upright faucet with Thermostat-E for sanitary rinse & thermal disinfection

Due to the proportional valve unit, CONTI+ lino PRIMUS faucets feature the electronically controlled Thermostat-E. When integrated into the CONTI+ CNX water management system, upright and wall mounted faucets for washbasins can perform a sanitary rinse and thermal disinfection that are compliant with standards, and meet all the safety regulations and documentation for the relevant parameters and measurement variables.

The CONTI+ lino PRIMUS upright faucets have the same shape and design as the previous lino versions and are therefore ideally suited for integration into existing systems without creating any visual irregularities.



lino with thermostatic anti-scalding protection

New, patented, thermostatically controlled anti-scalding protection provides greater safety in the event of a failure of the cold water supply or pressure variations in the cold/hot water system. An integrated thermostatic mixer shaft controls the water temperature while also ensuring thermostatically controlled anti-scalding protection compliant with the relevant standards.

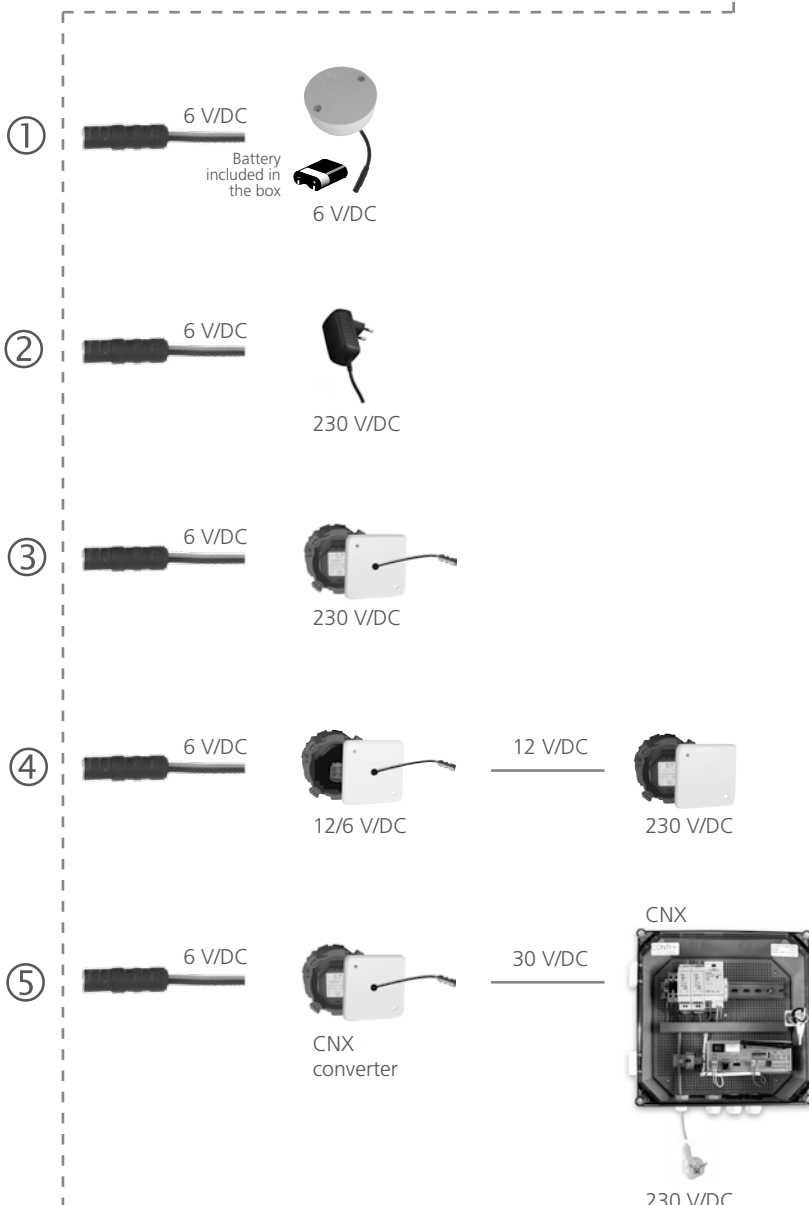
5 CONNECTION OPTIONS CONTI+ VARIOconnect



CONTI+ lino variations

One CONTI+ lino – five connection options: many ways to ensure optimum, resource-efficient, hygienic, robust and safe operation.

The battery integrated in the faucet body (battery solution) is included in the standard delivery. In addition to this version, the connection can also be upgraded with the following VARIOconnect options:



Single station battery option 6 V | ①

The adjacent battery solution (with external battery) can be used if, despite planning, no electric cable has been laid.

Single station power supply option 230/6 V/DC | ②

The classic mains connection with a plug-in power supply unit combined with a 230 V socket.

Single station power supply option (flush mounted) 230/6 V/DC | ③

The best mains connection if appearance and safety are the main priorities.

Central power supply (flush mounted) 230/12/6 V/DC | ④

Up to 30 faucets can be powered by a concealed central mains receiver. Direct connection via a flush mounted splitter set for multiple installations makes this a more cost effective version than the single station option.

Central power supply (CNX) 230/30 V/DC | ⑤

Up to 150 faucets can be connected to the control centre of the CONTI+ CNX water management system, with all its control and monitoring benefits, in combination with the flush mounted CNX converters.

Intuitive & smart

Further connection options

Visual temperature display

The CONTI+ lumino with IR sensor and temperature control is equipped with an illuminated ring which indicates the respective mixing temperature. The colour of the illuminated ring changes depending on the temperature selection. Safety and cleaning are ensured by the sanitary rinse to prevent germ growth, along with other additional functions such as basin filling mode.



L10i
Power supply
with temperature control
Projection: 110 mm
Spout height: 85 mm



L10c
Small tankless water heater
for CONTI+ lumino+



Intuitive
Illuminated ring
visually displays
the temperature
selection.

Washbasin models with integrated small tankless water heater and illuminated ring

The CONTI+ lumino+ smart water saving faucet is equipped with a small tankless water heater. Hot water is produced directly below the washbasin. The "HCFS" electronic temperature controller automatically heats the right amount of water to the required temperature. Thanks to the short pipe runs, hot water is available immediately, with no preheating time.

The advanced small tankless water heater that is part of the CONTI+ lumino+ also has the significant advantage that, unlike conventional small water tanks, it does not consume standby energy. Water and energy costs are reduced.



Energy saving
Cold water is heated directly in the small
tankless water heater and only in the
required amount, which saves energy.



NEW

NEW GENERATION

Automatic shut-off faucets

Mechanical automatic shut-off faucets are the ideal addition to the CONTI+ portfolio of electronic faucets. Robust, simple to operate and particularly resistant to any form of vandalism – the mechanical automatic shut-off faucet is a dependable solution for public washrooms. Water delivery begins at the press of a button and – unlike with single-lever mixers – is reliably stopped thanks to the fully automatic shut-off mechanism. Automatic shut-off faucets use up to 55 % less water than single-lever mixers, since water is only provided as needed.



Sustainable

Up to 55 % water savings compared to a single-lever faucet. Long term, trouble-free operation due to high grade materials and components.



Hygienic

Reduction in bacterial growth through use of germ-inhibiting materials.



Vandal protection

Reliable operation and protection against vandalism are ensured by robust materials, as well as the hydraulic components integrated into the faucet and the position of the aerator.



Smooth

Smooth actuation of the mechanical automatic shut-off function over the entire pressure range.

ROBUST & SAFE SMOOTH OPERATION



Pushbutton (easy to press)

Smooth actuation of the mechanical automatic shut-off function over the entire pressure range

Actuation of the water flow
Maximum actuating force 15 N = 1.5 kg

Integral technology

The new patented, reliable CONTI+ automatic shut-off cartridge technology enables smooth actuation, independent of the water pressure



Hygienic
Germ-inhibiting materials

Robust body

Stainless steel / chrome plated stainless steel. Hygienic, robust and vandal-proof



Water saving

The CONTI+ automatic shut-off cartridge technology saves water by automatically limiting the water running time



Temperature-adjusting lever
Can be removed to lock the temperature setting



Intuitive
Temperature-adjusting lever for temperature control

Upright faucet connection options

Cold and hot water connection (with temperature control)
Cold or premixed water (without temperature control)

HYDRAULICALLY CONTROLLED AUTOMATIC SHUT-OFF FAUCET


A hand is shown pointing towards a sleek, modern automatic faucet. The faucet is mounted on a white countertop and is set against a background of dark blue vertical tiles. The faucet has a cylindrical body and a horizontal spout. The overall scene is clean and minimalist, emphasizing the ease of use of the faucet.

**EASY
OPERATION**

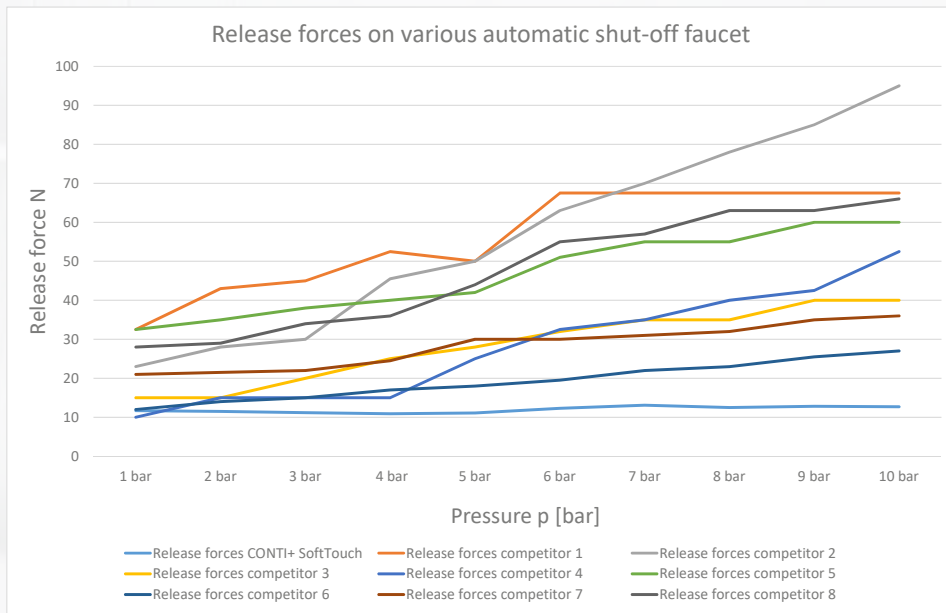
CONTI+ lino SofTouch
AUTOMATIC SHUT-OFF FAUCET

Sustainable | Hygienic | Reliable | Smart

CONTI+ lino SofTouch

Smooth operation 

The new CONTI+ lino SofTouch features the patented CONTI+ automatic shut-off cartridge technology, for uniquely smooth actuation of the mechanical automatic shut-off function over the entire pressure range. This means the faucet can be used very easily by children and those with impaired movement.



Only very gentle pressure is needed to start the water flow. Unlike with single-lever mixers, water delivery stops completely automatically. Automatic shut-off faucets use up to 55% less water since water is only provided as needed.

Hygiene and a vandal-proof actuating cap also play a major role in the CONTI+ lino SofTouch mechanical automatic shut-off faucet. Germ-inhibiting materials made from stainless steel and chrome plated stainless steel, together with the CONTI+ hygiene concept, mean that the drinking water supply is fully safeguarded. The faucet is therefore perfectly suited for use in highly frequented public and semi-public facilities.

CONTI+ lino portfolio

1 name – over 60 options – lino



CONTI+ lino L20 / L10

- Touch-free, electronically controlled
- with IR sensor
- with /without temperature control
- with/without drain assembly
- with Click or Click-Plus function key
- Power supply: either battery, mains connection, solar or VARIOconnect
- Compatible with CNX water management system
- BLE upgrade for Service APP possible
- Chrome plated



CONTI+ lino L20 / L10 colours

- Touch-free, electronically controlled
- with IR sensor
- with /without temperature control
- without drain assembly
- with Click function key
- Power supply: battery or VARIOconnect
- Compatible with CNX water management system
- BLE upgrade for Service APP possible
- Brushed chrome, brushed nickel, polished brass



CONTI+ lino L30

- Touch-free, electronically controlled
- with IR sensor, non-pressurised
- with temperature control
- with /without drain assembly
- with Click or Click-Plus function key
- Power supply: either battery, mains connection, solar or VARIOconnect
- Compatible with CNX water management system
- BLE upgrade for Service APP possible
- Chrome plated



CONTI+ lumino L10i

- Touch-free, electronically controlled
- with IR sensor
- with temperature control
- with /without drain assembly
- with Click or Click-Plus function key
- with LED illuminated ring temperature selection display
- Power supply: mains connection
- Compatible with CNX water management system
- BLE upgrade for Service APP possible
- Chrome plated



CONTI+ lumino+ L10c

- Touch-free, electronically controlled
- with small tankless water heater
- with IR sensor and temperature control
- with /without drain assembly
- with Click or Click-Plus function key
- with LED illuminated ring temperature selection display
- Power supply: mains connection
- BLE upgrade for Service APP possible
- Chrome plated



CONTI+ tipolino L25P / L15P

- Touch-free, electronically controlled automatic shut-off faucet with start/stop button
- with /without temperature control
- without drain assembly
- Power supply: either battery, mains connection or VARIOconnect
- Compatible with CNX water management system
- BLE upgrade for Service APP possible
- Chrome plated



CONTI+ lino with anti-scalding protection

- Touch-free, electronically controlled
- with IR sensor / without drain assembly
- with thermostatic temperature control
- with thermostatic anti-scalding protection
- with Click or Click-Plus function key
- Power supply: either battery, mains connection or VARIOconnect
- Compatible with CNX water management system
- BLE upgrade for Service APP possible
- Chrome plated



CONTI+ lino PRIMUS

- Touch-free, electronically controlled
- Thermostat-E electronic mixer
- with IR sensor
- with electronic anti-scalding protection
- without drain assembly
- with Click or Click-Plus function key
- Power supply: mains connection
- Compatible with CNX water management system
- BLE upgrade for Service APP possible
- Chrome plated



CONTI+ lino SofTouch

- Mechanical, hydraulically controlled automatic shut-off faucet
- Smooth actuation, independent of water pressure
- with /without temperature control
- CONTI+ automatic shut-off cartridge technology
- Water running time adjustable by changing cartridge
- Stainless steel / chrome plated stainless steel



CONTI+ lino WV20 / WV10 (flush mounted)

- Touch-free, electronically controlled
- with IR sensor
- with /without temperature control
- with Click or Click-Plus function key
- "Temporary off" & "continuous on" functions
- Adjustable sanitary rinse
- Hot water lock
- Power supply: battery, VARIOconnect
- Compatible with CNX water management system
- Chrome plated



CONTI+ lino K10 / K20 / K30 (surface mounted)

- Touch-free, electronically controlled
- with IR sensor
- with /without temperature control
- with Click or Click-Plus function key
- "Temporary off" & "continuous on" functions
- Adjustable sanitary rinse
- Hot water lock
- Power supply: battery or concealed mains receiver
- Compatible with CNX water management system
- Chrome plated



CONTI+ lino WV35 / W45 (surface mounted)

- Touch-free, electronically controlled
- with IR sensor and thermostat
- with touch-free start/stop function (W45)
- with anti-scalding protection
- "Temporary off" & "continuous on" functions
- Adjustable sanitary rinse
- Power supply: battery
- Chrome plated

Reliable & innovative

For over 45 years, the CONTI+ brand has been recognised for flexible and holistic shower room and washroom solutions for public, semi-public and commercial environments as well as the health sector.

Known for its innovative technology and high grade materials, the brand has gained a reputation for unfailing quality. With a wide-ranging product portfolio and many years of experience creating custom designs, CONTI+ is now widely recognised among design engineers and architects for its valuable contribution to their projects. Every last detail is contemplated when developing tailor-made products, resulting in smart, individual solutions to suit a plethora of applications and equipment. The choice of shower and washbasin fittings encompasses a variety of colours and finishes as well as options for surface or flush mounting. Naturally sustainability, hygiene and reliability are prime considerations in the development of all products.

Thanks to its dependable quality and innovative technology, CONTI+ has remained a trusted brand throughout the world for over 45 years.



Certificates are product related and not valid in general

CONTI Sanitärarmaturen GmbH
 Hauptstraße 98
 35435 Wettenberg | Germany
 Tel. +49 641 98221 0
 Fax +49 641 98221 50
 info@conti.plus
 www.conti.plus

Member of Fortuna Group 

